

Factsheet Marketing Communication

Goldman Sachs Global Yield Opportunities (Former NN)

Management company: Goldman Sachs Asset Management B.V.



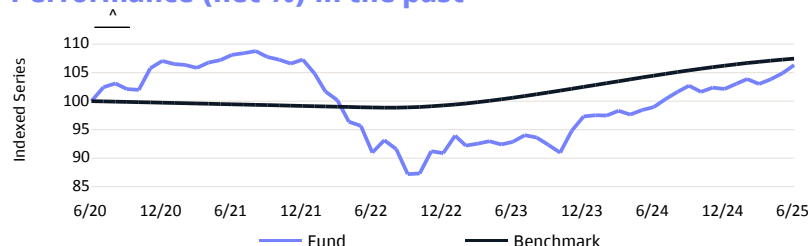
Morningstar Ratings 31/05/2025. More info: see Lexicon.

Investment Policy

The Fund is classified as a financial product under Article 8 of the EU Sustainable Finance Disclosure Regulation. The Fund promotes environmental or social characteristics but does not have a sustainable investment objective. The Fund integrates ESG factors and risk in the investment process alongside traditional factors. Detailed information on the sustainability related disclosures of the Fund can be found in the Template Pre-contractual disclosure (annex of the prospectus) on <https://am.gs.com/en-int/advisors/funds>. The fund's objective is to achieve returns higher than EURIBOR 1-month, measured over a rolling 3 - 5 years period. This index is not used for portfolio construction but for performance measurement purposes only. The fund is actively managed. The fund invests in a diversified portfolio of mainly fixed income instruments and aims to generate returns from dynamic asset allocation decisions and security selection. The fund mainly invests in investment and non-investment grade corporate and sovereign bonds in both developed and emerging markets but can also invest in other fixed income instruments such as, but not limited to, covered bonds and asset backed securities. The fund uses derivatives and can take long and short positions (short positions via derivative instruments only) in order to achieve its objectives. In order to control the risk in the fund, we apply strict risk monitoring measures. The fund does not aim to provide you with a dividend. It will reinvest all earnings. You can sell your participation in this fund on each (working) day on which the value of the units is calculated, which for this fund occurs daily.

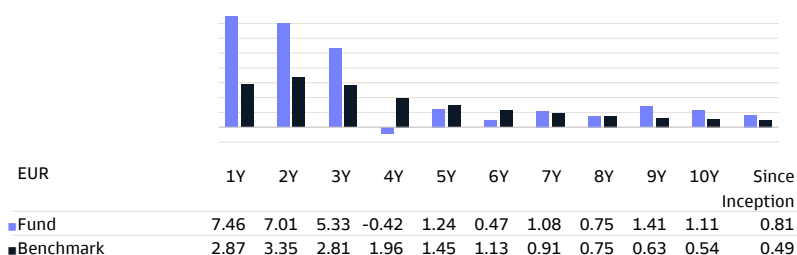
* The entire investment policy was taken from the Key Investor Information Document (KIID). The capital and/or return are not guaranteed, nor are they protected.

Performance (net %) in the past *



^ This performance was achieved when the fund had different characteristics.

Annualized Performance (NET %) *



Data as of 30/06/2025

Key Information

Fund Type	Fixed Income
Share Class Type	I Capitalisation
Share Class Currency	EUR
ISIN Code	LU0922503007
Bloomberg Code	INFPIE LX
Reuters Code	LU0922503007.LUF
Telekurs Code	21186965
WKN Code	A1W6DE
Sedol Code	BYMPH43
SFDR Classification	Article 8
Domicile	LUX
Benchmark	Euribor 1-month
Nav Frequency	Daily

Fund Facts

Launch Fund	09/07/2013
Launch Share Class	16/06/2014
Sub Fund Maturity date	Undetermined
Minimum subscription	EUR 250,000
Net Asset Value	EUR 5,467.05
Previous month NAV	EUR 5,393.56
1 Year High (30/06/2025)	EUR 5,467.05
1 Year Low (01/07/2024)	EUR 5,087.89
Fund's Total Net Assets (Mln)	EUR 42.43
Share Class Total Net Assets (Mln)	EUR 0.96
Total Net Value Investments (Mln)	EUR 44.41
Number of outstanding shares	175
Duration	4.02
Average Credit Rating	BB+
Yield to Maturity	4.17
Yield to Worst	3.96

Fees

Ongoing Charges	0.75%
Annual management fee	0.60%
Fixed Service Fee	0.15%
Subscription fee (max.)	2.00%
Redemption Fee	-

Top 10 Holdings

Liquid Euro-Z Cap EUR	4.89%
FRENCH DISCOUNT T-BILL 2025-09-03	RegS 0.000% 2.03%
NOKIA OF AMERICA CORP 2029-03-15	6.450% 1.21%
KLEOPATRA FINCO SARL 2026-03-01	RegS 4.250% 1.12%
ADLER PELZER HLDG GMBH 2027-04-01	RegS 9.500% 1.07%
FORTA 2022-1 D 2031-07-31	RegS 5.161% 0.97%
AXALTA COATING SYSTEMS 2029-02-15	144A 3.375% 0.85%
MSC 2017-HR2 A4 2050-12-15	3.587% 0.84%
COP HOLDCO LP/BIP-V CHIN 2033-12-15	144A 7.500% 0.83%
HAT HOLDINGS I LLC/HAT 2026-06-15	144A 3.375% 0.81%

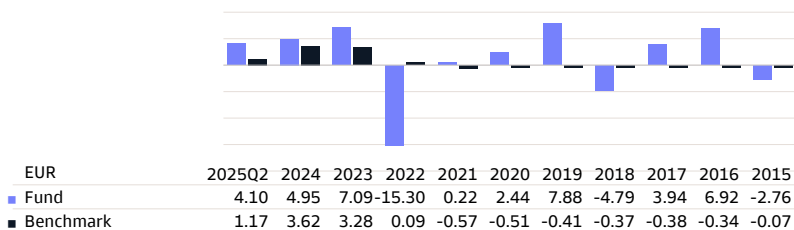
Legal Disclaimer

Please refer to the legal disclaimer at the end of the document. Performance data provided by Goldman Sachs Asset Management.

Factsheet

Goldman Sachs Global Yield Opportunities (Former NN)

Calendar Year Performance (NET %) *



* Past performance is not a reliable indicator of future performance. The calculation took into account all fees and expenses incurred at the Fund's level, with the exception of the subscription fee. Where applicable, any depositary costs incurred would additionally reduce the value development.

Statistics

EUR	1 Year	3 Years	5 Years
Standard Deviation	2.78	5.91	6.22
Sharpe Ratio	1.77	0.46	-0.01
Alpha	7.02	-0.13	-2.49
Beta	0.16	1.99	2.74
R-Squared	0.00	0.01	0.06
Information Ratio	1.65	0.43	-0.04
Tracking Error	2.78	5.89	6.12

Risk and return indicator

SRRI

	Lower risk - Typically lower rewards			Higher risk - Typically higher rewards			
Risk	1	2	3	4	5	6	7

Historical data, such as is used for calculating this indicator, may not be a reliable indication of the future risk profile of this fund. There is no guarantee that the risk indicator will remain unchanged, it may shift over time. The lowest category of risk does not mean that the investment is riskfree.

This fund is in category 4 because of the behaviour of the product during the measuring period. The overall market risk, taking into account past performances and future potential evolution of the markets, associated with bonds used to reach the investment objective is considered high. These financial instruments are impacted by various factors. These include, but are not limited to, the development of the financial market, the economic development of issuers of these financial instruments who are themselves affected by the general world economic situation and the economic and political conditions in each country. Expected credit risk, the risk of failure of the issuers of underlying investments is high. The Sub-Fund's liquidity risk is set to high. Liquidity risks may arise when a specific underlying investment is difficult to sell. Moreover, currency fluctuation may impact the Sub-Fund's performance. No guarantee is provided as to the recovery of the initial investment. Investments through Bond Connect may be subject to specific risks, including but not limited to, trading restrictions, currency risk and regulatory risk. Investors are advised to familiarize themselves with the risks of this market as outlined in the prospectus.

Data as of 30/06/2025

Currency Allocation

EUR	100.15%
GBP	0.05%
CAD	0.01%
ZAR	0.01%
PLN	0.01%
CZK	0.01%
USD	-0.23%

Rating Allocation

AA	3.52%
A	8.60%
BBB	28.77%
BB	27.76%
B	18.48%
CCC	8.25%
Cash	2.34%
Others	2.28%

Other share classes

Zz Capitalisation	EUR	LU1473482401
N Distribution	EUR	LU0953792065
N Capitalisation	EUR	LU0953791927
Z Capitalisation	EUR	LU0922504583
P Distribution	EUR	LU0922502454
P Capitalisation	EUR	LU0922501720

Legal Disclaimer

Please refer to the legal disclaimer at the end of the document. Performance data provided by Goldman Sachs Asset Management.

Factsheet

Goldman Sachs Global Yield Opportunities (Former NN)

Legal Disclaimer

In the UK this communication is a financial promotion issued by Goldman Sachs Asset Management B.V. (the "Company"), a Dutch limited liability company registered as an overseas company (registration number FC032623) and as a branch (registration number BR017698) in the register of companies for England and Wales, with its registered address at Tower 42, 25 Old Broad Street, London EC2N 1HQ. The Company is authorised by the Netherlands Authority for Financial Markets and subject to limited supervision by the Financial Conduct Authority. Details about the extent of our regulation by the Financial Services Authority are available from us on request.

This communication has been prepared for information purposes only and does not constitute an offer to buy or sell any security and does not constitute an investment recommendation or investment, accounting, tax or legal advice.

The fund to which this communication relates is an overseas scheme and as such the rules under the Financial Services and Markets Act 2000 (the "Act") for the protection of retail clients do not apply and the financial services compensation scheme established under the Act will not be available in respect of investment in the fund.

The prices of shares and any income from them can go down as well as up and you may not get back the full amount invested. Investors may lose all or a substantial portion of their investment. Past performance is not an indication or guarantee of future returns. When an investment involves a transaction denominated in a foreign currency, it may be subject to currency fluctuations that will have an adverse impact on the value of the investment in another currency.

If you are in any doubt about whether the investment to which this document relates is suitable for you then you should consult a person authorised under the Act who specialises in advising on investments of the kind described in this document.

This material is being supplied to you exclusively for your information and may not be reproduced, forwarded to any other person or published, in whole or in part, for any purpose.

While particular attention has been paid to the contents of this document, no guarantee, warranty or representation, express or implied, is given to the accuracy, correctness or completeness thereof. Any information given in this document may be subject to change or update without notice. Neither Goldman Sachs Asset Management B.V. nor any other company or unit belonging to The Goldman Sachs Group Inc., nor any of its officers, directors or employees can be held directly or indirectly liable or responsible with respect to the information and/or recommendations of any kind expressed herein.

No direct or indirect liability is held for any loss sustained or incurred by readers as a result of using this publication or basing any decisions on it. Investment sustains risk.

The fund is a subfund of Goldman Sachs Funds III (SICAV), established in Luxembourg. Goldman Sachs Funds III is duly authorised and registered by the Commission de Surveillance du Secteur Financier (CSSF) in Luxembourg. For more detailed information about the investment fund we refer to the prospectus and the corresponding supplements, Key Investment Documents. In relation to the investment fund mentioned in this document a simplified prospectus has been published containing all necessary information about the product, the costs and the risks which may occur.

The prospectus, supplement and the simplified prospectus are available on the following website: www.nnip.com in English and also can be obtained from our Facilities Agent in the UK, Société Générale London Branch, Société Générale Securities Services Custody London, 9th Floor Exchange House 12 Primrose Street, London EC2A 2EG. The information in this document is not intended to solicit sales of investments or subscription of securities in countries where this is prohibited by the relevant authorities or legislation.

The information contained in this document shall neither be considered as an individual investment advice nor as a fiscal or legal advice. This document has been prepared with due care and diligence.

Footnote

Top 10 Holdings are shown excluding Cash and Synthetic Cash. Portfolio Allocations (if available) are shown including Cash and Synthetic Cash. Cash includes Deposits, Cash Collateral, FX Spots, FX Forwards and Other Liquid Assets like payables & receivables. If an allocation includes Derivatives, Synthetic Cash includes Derivatives' Cash Offsets.

For more information about the environmental and social characteristics promoted by the fund, see our SFDR page on www.gsam.com/responsible-investing.

Factsheet

Goldman Sachs Global Yield Opportunities (Former NN)

Lexicon

1 Year High (dd.mm.yyyy): Shows the highest price of the fund over the past year as well as the date.

1 Year Low (dd.mm.yyyy): Shows the lowest price of the fund over the past year as well as the date.

Alpha: Alpha is an extra rate of return - through means of active management - of a fund, over and above the return of the benchmark. In case of a positive alpha, the fund has performed better than the benchmark.

Annual management fee: The management fee is an annual cost expressed as a percentage. This fee will not be charged when you buy a fund. It will be withheld annually from the fund's return. It is payment for the fund's management.

Average Credit Rating: The average credit rating of the fund is based on the average credit rating of the fund constituents. In order to calculate the composite/average rating at the instrument level, Moody, Fitch and S&P ratings are used. The composite is calculated as an average based on the availability of the credit ratings. This composite rating is calculated for Fixed Income Instruments. The credit quality designations range from high ('AAA' to 'AA') to medium ('A' to 'BBB') to low ('BB', 'B', 'CCC', 'CC' to 'C').

Beta: The beta shows how the volatility of a fund is, compared to the wide market.

Benchmark: Predetermined, objective measure against which the returns of an investment fund are compared.

Capitalisation: Capitalisation funds automatically reinvest any returns or dividends to allow the value of the initial capital to grow. Consequently, they do not pay out any periodic dividends.

Compartment: A SICAV/BEVEK investment fund or mutual fund may consist of various sub-funds that all have their own investment policies. Each sub-fund must be considered as a separate entity. The investor is only entitled to the assets and return of the sub-fund they invested in.

Country Applicable Law: The domicile or country of business is the country where the investment fund is based. This may have important consequences in terms of taxation.

Custody Fee: Fee requested by a financial institution from its customers for holding movable assets.

Distribution: Distribution funds pay out periodic (usually annual) dividends if they achieved positive results over the past year. However, the dividend is not predetermined and is set by the fund itself. It may therefore differ significantly from one year to the next.

Duration: Measure for the interest rate sensitivity of bond prices. The longer the remaining average term of the bonds in the fund (higher duration), the more the bond prices will respond to an interest rate change. When interest rates go up, bond prices will go down and vice versa.

Equities: Equities.

Fixed Income: Fixed Income.

Fixed Service Fee: To compensate for the regular and/or ongoing costs.

Floating Rate Notes: Floating rate notes are bonds with a variable rate.

Fund: 'Fund' is a commonly used term for a collective investment undertaking. The term may refer to a sub-fund of a Belgian SICAV/BEVEK investment fund, a sub-fund of a Luxembourg SICAV/BEVEK investment fund, a mutual fund or a sub-fund of a mutual fund. The investment promoted concerns the acquisition of units or shares in a fund, and not in an underlying asset in which the Fund invests.

Fund type: Shows the type of fund: equity fund, bond fund, money market fund, structured fund (with some form of capital protection), multi-asset fund or mixed fund.

Fund's Total Net Assets (Mln): The assets under the management of all share-classes of a fund.

Information Ratio: Benchmark for the risk of return when assessing the performance of a fund. The higher the information ratio, the higher the achieved rate of return per unit of risk.

Minimum subscription: Shows the minimum amount or minimum number of units to be invested in the sub-fund.

Money Market: Money Market.

Morningstar rating 3-years: A (quantitative) rating calculated over a three-year period, taking into account past returns and any price fluctuations.

Morningstar rating 5-years: A (quantitative) rating calculated over a five-year period, taking into account past returns and any price fluctuations.

Morningstar rating overall: The Overall Morningstar Rating is a weighted average of the independent ratings.

Morningstar Ratings: Morningstar is an independent provider of investment research. The Morningstar rating is a quantitative evaluation of the past performance of a fund. It takes into account the risks associated with a fund and the fees that a fund charges. The rating does not take into account any qualitative elements and is calculated using a (mathematical) formula. Funds are categorised and are compared with similar funds based on their score. They are then awarded between 1 and 5 stars. In each category, the first 10% receive 5 stars, the following 22.5% receive 4 stars, the following 35% receive 3 stars, the following 22.5% receive 2 stars and the last 10% receive 1 star. The rating is calculated on a monthly basis, taking into account past performance across periods of 3, 5 and 10 years, and without taking into account future markets or performance.

Multi Asset: Multi Asset.

Net Asset Value (NAV): The net asset value (NAV) is the price of a sub-fund. The NAV is calculated by adding up the values of all products the fund has invested in and dividing this by the number of outstanding shares.

Ongoing Charges: The total annual recurring costs for an investment fund expressed as a percentage. They usually include the management fee, administrative fees, publication costs, etc.

Performance: Shows how the value of an investment fund has increased (or decreased) over the specified period. The return takes into account ongoing costs, but no entry fees, exit fees or taxes.

R-Squared: Measures the relationship between portfolio and Benchmark and provides insight into the comparability of the portfolio investment vs selected benchmark. A figure close to 1 represents a strong comparability while figures close to zero are not comparable.

Rating allocation: An individual bond's credit quality is determined by private independent rating agencies such as Standard & Poor's, Moody's and BarCap & Fitch. Their credit quality designations range from high ('AAA' to 'AA') to medium ('A' to 'BBB') to low ('BB', 'B', 'CCC', 'CC' to 'C'). Investment grade bonds (ratings 'AAA' to 'BBB') usually have a lower level of risk than bonds with ratings 'BB' to 'C' that are considered as low credit-quality bonds.

Redemption fee: This is a one-off fee that may be charged when you want to leave the investment fund.

Risk and return indicator: This is the Synthetic Risk Return Indicator (SRRI). It shows a sub-fund's statutory risk score on a scale of 1 (lower risk, typically lower return) to 7 (higher risk, typically higher return). The calculation is based on the sub-fund's volatility, so it takes into account the variation of the trading prices on the market. Volatility calculations usually cover five years.

SFDR classification: The Sustainable Finance Disclosure Regulation (SFDR) aims to provide more transparency on how participants in the financial market integrate sustainability risks and opportunities into their investment decisions and recommendations. Part of the SFDR is a classification system with new disclosure requirements for investment products: Article 6 – products that implement sustainability risks in the investment process. These funds do not promote environmental, social or good governance characteristics, nor do they have a sustainable investment objective. Article 8 – products promoting environmental and social characteristics. Article 9 – products that have a sustainable investment objective.

Share Class Currency: Is the currency of the net asset value. There can be share classes in various currencies within the same sub-fund.

Share Class Total Net Assets (Mln): The total managed assets in a share class.

Sharpe Ratio: The Sharpe Ratio indicates the performance of a fund after correcting it in relation to risks. The higher the Sharpe Ratio, the better the performance of a fund corrected for risks.

Sicav: SICAV/BEVEK stands for 'Société d'Investissement à Capital Variable'/'Beleggingsvennootschap met Veranderlijk Kapitaal'. A SICAV/BEVEK investment fund is a statutory collective investment undertaking, a legal entity and usually a public limited company. The typical characteristic of a SICAV/BEVEK investment fund is that it can continuously increase its capital without any formalities by issuing new shares or reduce its capital by buying existing shares.

Standard Deviation: The standard deviation tells something about the chance for a rate to fluctuate within a given range in the coming period. In case of a significant standard deviation (= high volatility), we speak about a large range of possible outcomes.

Stock exchange tax: This is stock exchange duty on the net asset value expressed as a percentage. Your bank or brokerage firm will charge stock exchange duty or tax on stock exchange transactions when you buy or sell investment funds. You will not pay any stock exchange duty when buying newly issued shares or bonds.

Structured: Structured.

Subscription fee (max.): This is a one-off fee for buyers of an investment fund. It is usually expressed as a percentage of the capital you are investing. The provided percentage must not be exceeded in case of a maximum entry cost.

Swing factor: Swing pricing aims to reduce the dilution effect brought about when significant operations within a sub-fund compel its manager to buy or sell its underlying assets. These transactions give rise to transaction fees and taxes that have an effect on the fund's value, as well as on all its investors. Where swing pricing is applied, the sub-fund's net asset value is adjusted by a particular amount when the capital flow exceeds a certain threshold (the swing factor). This amount is designed to offset expected transaction fees resulting from the difference between incoming and outgoing capital. For more information and the latest figures, please consult the website www.gsam.com/responsible-investing and go to 'Policies & governance' under 'About us'.

Switch fee (max.): Switching costs or conversion costs are fees associated with switching from one fund to another. These costs are payable by the investor.

Total Net Value Investments (Mln): The investments under the management of all share-classes of a fund.

Tracking Error: The standard deviation of the difference between the monthly returns of a fund and its benchmark.

VaR: Value at Risk refers to the maximum potential loss a fund may suffer in one year at a 95% confidence level.

Weighted Average Maturity: The weighted average maturity is expressed in number of years, weighted by the weight of the securities in the portfolio, while allowing to estimate the interest rate sensitivity of the money market fund. The higher the weighted average maturity, the greater the impact of a change in interest rate on the portfolio's price.

Yield to Maturity: Yield to Maturity is the return on a bond investment if it is held until the end of the term.

Yield to Worst: Yield to Worst is the measure of the lowest possible yield that can be received on a (callable) bond that fully operates within the terms of its contract without defaulting.