

# Factsheet Marketing Communication

## Goldman Sachs Emerging Markets Enhanced Index Sustainable Equity

Management company: Goldman Sachs Asset Management B.V.



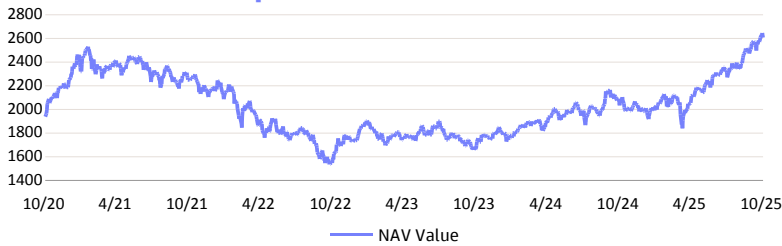
Morningstar Ratings 30/09/2025. More info: see Lexicon.

### Investment Policy

The Fund is classified as a financial product under Article 8 of the EU Sustainable Finance Disclosure Regulation. The Fund promotes environmental and social characteristics and has a minimum proportion of sustainable investments. Detailed information on the sustainability related disclosures of the Fund can be found in the Pre-Contractual Document (annex of the prospectus) on <https://am.gs.com/en-int/advisors/Funds>. The Fund is actively managed and aims for a risk and return comparable to the risk and return of the MSCI Emerging Markets (NR) (the benchmark). The Fund also integrates ESG criteria aimed at achieving an enhanced sustainability profile compared to that of the benchmark. The Fund promotes environmental and social characteristics by restricting issuers involved in controversial activities and aiming for lower carbon intensity compared to the benchmark. The benchmark represents the Fund's investment universe. While the benchmark represents the Fund's investment universe, it may at times hold investments that are not part of the benchmark as a result of events such as (but not limited to) the periodic rebalancing of the benchmark, a restructuring or other corporate action of a benchmark constituent. Such instances will be rectified at the next scheduled portfolio construction. The Investment Manager determines the Fund's overall portfolio construction in line with its investment strategy on a quarterly basis. The Investment Manager uses an optimisation methodology to construct the portfolio with an aim to achieve a risk and return profile comparable to the risk and return profile of the benchmark. Moreover, due to the application of the ESG considerations (including exclusionary screens), it is likely that there is a difference between the composition of the Fund's portfolio and the composition of the benchmark causing the risk-return profile of the Fund to deviate from the benchmark. You can sell your participation in this Fund on each (working) day on which the value of the units is calculated, which for this Fund occurs daily. The Fund does not aim to provide you with a dividend. It will reinvest all earnings.

\* The entire investment policy was taken from the Key Information Document (KID). The capital and/or return are not guaranteed, nor are they protected.

### Evolution of NAV expressed in USD \*\*



### Actuarial return \*\* ^

USD	1Y	2Y	3Y	4Y	5Y	6Y	7Y	8Y	9Y	10Y	Since Inception
■ Fund	28.1	25.2	19.0	3.7	6.1	6.5	7.1	5.2	5.2	7.3	5.7
■ Benchmark	27.9	26.6	21.1	5.2	7.5	7.6	7.8	6.5	6.9	9.3	8.1

Data as of 31/10/2025

### Key Information

Fund Type*	Equity
Share Class Type	X Capitalisation
Share Class Currency	USD
ISIN Code	LU0113302664
Bloomberg Code	INGILAX LX
Reuters Code	LU0113302664.LUF
Telekurs Code	1102535
WKN Code	541053
Sedol Code	-
SFDR Classification	Article 8
Compartment of the ICVC	Goldman Sachs Funds III
Management company	Goldman Sachs Asset Management B.V.
Management company nationality	NLD
Country of the applicable law	LUX
Domicile	LUX
Benchmark	MSCI Emerging Markets (NR)
Nav Frequency	Daily

\* 'Fund' or 'Sub fund' refers to a compartment of a ICVC.

### Fund Facts

Launch Fund	10/12/2001
Launch Share Class	10/12/2001
Sub Fund Maturity date	Undetermined
Minimum subscription	share 1
Net Asset Value	USD 2,607.38
Previous month NAV	USD 2,508.18
1 Year High (29/10/2025)	USD 2,646.13
1 Year Low (09/04/2025)	USD 1,840.30
Fund's Total Net Assets (Mln)	USD 1,437.32
Share Class Total Net Assets (Mln)	USD 7.70

### Fees and taxes

Ongoing costs taken each year:	
Management fees and other administrative or operating costs	1.10%
Transaction Costs	0.04%
Annual management fee	0.85%
Fixed Service Fee	0.20%
Subscription fee (max.)	5.00%
Redemption Fee	-
Switch fee (max.)	3.00%
Swing factor	max 3%
Stock exchange tax on redemption (max. 4000 EUR)	1.32%
Tax on added value at redemption	No

\*Custody fee: please refer to your distributor

The costs may increase or decrease as a result of currency and exchange rate fluctuations.

### Top 10 Holdings

Taiwan Semiconductor Manufacturing Co Ltd	9.96%
TENCENT HOLDINGS LTD	5.47%
Samsung Electronics Co Ltd	4.27%
ALIBABA GROUP HOLDING LTD	3.64%
SK HYNIX INC	2.43%
HDFC BANK LTD	1.36%
China Construction Bank Corp	1.22%
XIAOMI CORP	1.05%
PDD Holdings Inc	0.97%
DELTA ELECTRONICS INC	0.94%

\* If the Top 10 includes UCIs, not all of these may be offered publicly in Belgium. Please consult your financial adviser.

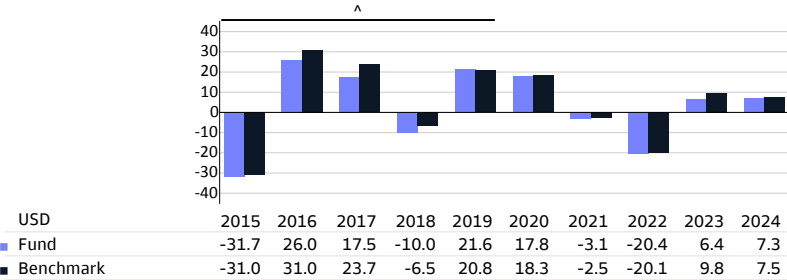
### Important information

Consult the important information and the lexicon at the end of this document. Performance data provided by Goldman Sachs Asset Management.

Factsheet

Goldman Sachs Emerging Markets  
Enhanced Index Sustainable Equity

Return per calendar year \*\*

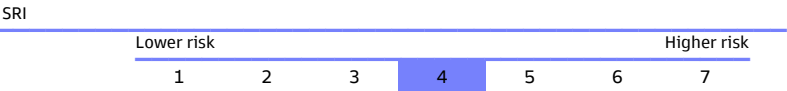


^ This performance was achieved when the fund had different characteristics.

Data per year are calculated at 31/12

\*\* Source: Goldman Sachs Asset Management. The evolution of the NAV and the returns are based on historical data and are not reliable indicators for the future. For sub-funds denominated in a currency other than euro, the net asset value and returns converted into euro may increase or decrease depending on exchange rate fluctuations. The net asset value and returns in euro have fallen due to exchange rate fluctuations in the past. The NAV and returns do not include any entry fees, exit fees or taxes. The performance of distribution share classes are calculated on a dividend reinvested basis.

Risks



Risk

The summary risk indicator is a guide to the level of risk of this product compared to other products. It shows how likely it is that the product will lose money because of movements in the markets or because we are not able to pay you. The risk indicator assumes you keep the product for 7 years. The actual risk can vary significantly if you cash in at an early stage and you may get back less.

We have classified this Fund as 4 out of 7, which is a medium risk class. This rates the potential losses from future performance at a medium level, and poor market conditions could impact the Fund's capacity to pay you.

Be aware of currency risk when the currency of the Fund is different than the official currency of the Member State where the Fund is marketed to you. You will receive payments in a different currency than the official currency of the Member State where the Fund is marketed to you, so the final return you will get depends on the exchange rate between the two currencies. The risk is not considered in the indicator shown above.

The relevant risks of this Fund are the following:

Market risk: This risk is associated with financial instruments that are affected by the economic development of individual companies, by the overall situation of the global economy and by the economic and political conditions prevailing in each relevant country.

Liquidity risk: Underlying investment may be difficult to sell, which would impact your ability to redeem your investment.

Currency risk: Currency fluctuations may highly impact performance.

Concentration risk: Investments concentrated in a specific region or theme could be highly impacted by a single event.

Sustainability risk: Occurrence of an environmental, social or governance event or condition, that could cause an actual or a potential material negative impact on the value of investments.

Please refer to the prospectus and the Key Information Document for additional information.

Data as of 31/10/2025

Region Allocation

	81.18%
EMEA	11.62%
Latin America	7.20%

Country Allocation

China	30.27%
Taiwan	19.53%
India	15.22%
South Korea	13.54%
Brazil	4.08%
South Africa	3.52%
Saudi Arabia	3.14%
Mexico	1.77%
United Arab Emirates	1.40%
Poland	1.17%
Others	6.35%

Currency Allocation

HKD	24.24%
TWD	19.53%
INR	15.22%
KRW	13.54%
CNH	4.38%
Others	23.08%

Sector Allocation

Information Technology	27.95%
Financials	23.62%
Consumer Discretionary	12.29%
Communication Services	10.69%
Industrials	7.48%
Materials	5.18%
Consumer Staples	4.45%
Health Care	4.18%
Real Estate	2.22%
Utilities	1.93%

Important information

Consult the important information and the lexicon at the end of this document. Performance data provided by Goldman Sachs Asset Management..

# Factsheet

## Goldman Sachs Emerging Markets Enhanced Index Sustainable Equity

### Important information

This is a promotional document and its content is not to be taken as an advice to buy or sell any investment or interest thereto. The information in this document can neither be considered as fiscal or legal advice.

The net asset value is calculated daily and published on [www.beama.be/en/nav](http://www.beama.be/en/nav).

Investing sustains risk which may include the risk of capital loss. Please note that the performance quoted above is historical, the value of your investment may rise or fall and that past performance is no guarantee of current or future performance. Investors should not base investment decisions on this document. Read the prospectus and KID (Key Information Document) before investing. For more detailed information about the investment fund, its costs and risks, please refer to the prospectus and KID. These documents together with the annual report are available upon request and free of charge in French and Dutch on <https://www.gsam.com/responsible-investing/en-INT/non-professional/funds/documents>. Goldman Sachs Asset Management B.V. may decide to terminate the arrangements made for the marketing of the Fund. Information about investor rights and collective redress mechanisms are available on [https://api.nnip.com/DocumentsApi/files/DOC\\_003851](https://api.nnip.com/DocumentsApi/files/DOC_003851). These documents are available in English, Dutch, French and German. Financial Services are provided by ING Belgium NV/SA.

This document has been prepared with due care and diligence. Its content is valid at the date of the document but may be subject to change. For updated information, please send an e-mail at [question@gs.com](mailto:question@gs.com) or visit [www.gsam.com/responsible-investing/choose-locale-and-audience](http://www.gsam.com/responsible-investing/choose-locale-and-audience).

This document and the information contained herein must not be copied, reproduced, distributed or passed to any person at any time without our prior written consent. Any claims arising out of or in connection with the terms and conditions of this disclaimer are governed by Belgium law. In case of complaints, contact the complaint service at [question@gs.com](mailto:question@gs.com) or [ombudsman@ombudsfin.be](mailto:ombudsman@ombudsfin.be).

#### Footnote

Top 10 holdings are presented excluding all forms of cash, with the exception of money market fund positions. Portfolio allocations are shown including cash, derivatives or other financial instruments.

For more information about the environmental and social characteristics promoted by the fund, see our SFDR page on [www.gsam.com/responsible-investing](http://www.gsam.com/responsible-investing).

# Factsheet

## Goldman Sachs Emerging Markets Enhanced Index Sustainable Equity

### Lexicon

**1 Year High (dd.mm.yyyy):** Shows the highest price of the fund over the past year as well as the date.

**1 Year Low (dd.mm.yyyy):** Shows the lowest price of the fund over the past year as well as the date.

**Annual management fee:** The management fee is an annual cost expressed as a percentage. This fee will not be charged when you buy a fund. It will be withheld annually from the fund's return. It is payment for the fund's management.

**Average Credit Rating:** The average credit rating of the fund is based on the average credit rating of the fund constituents. In order to calculate the composite/average rating at the instrument level, Moody, Fitch and S&P ratings are used. The composite is calculated as an average based on the availability of the credit ratings. This composite rating is calculated for Fixed Income Instruments. The credit quality designations range from high ('AAA' to 'AA') to medium ('A' to 'BBB') to low ('BB', 'B', 'CCC', 'CC' to 'C').

**Benchmark:** Predetermined, objective measure against which the returns of an investment fund are compared.

**Capitalisation:** Capitalisation funds automatically reinvest any returns or dividends to allow the value of the initial capital to grow. Consequently, they do not pay out any periodic dividends.

**Compartment:** A SICAV/BEVEK investment fund or mutual fund may consist of various sub-funds that all have their own investment policies. Each sub-fund must be considered as a separate entity. The investor is only entitled to the assets and return of the sub-fund they invested in.

**Country Applicable Law:** The domicile or country of business is the country where the investment fund is based. This may have important consequences in terms of taxation.

**Custody Fee:** Fee requested by a financial institution from its customers for holding movable assets.

**Distribution:** Distribution funds pay out periodic (usually annual) dividends if they achieved positive results over the past year. However, the dividend is not predetermined and is set by the fund itself. It may therefore differ significantly from one year to the next.

**Duration:** Measure for the interest rate sensitivity of bond prices. The longer the remaining average term of the bonds in the fund (higher duration), the more the bond prices will respond to an interest rate change. When interest rates go up, bond prices will go down and vice versa.

**Equities:** Equities.

**Fixed Income:** Fixed Income.

**Fixed Service Fee:** To compensate for the regular and/or ongoing costs.

**Floating Rate Notes:** Floating rate notes are bonds with a variable rate.

**Fund:** 'Fund' is a commonly used term for a collective investment undertaking. The term may refer to a sub-fund of a Belgian SICAV/BEVEK investment fund, a sub-fund of a Luxembourg SICAV/BEVEK investment fund, a mutual fund or a sub-fund of a mutual fund. The investment promoted concerns the acquisition of units or shares in a fund, and not in an underlying asset in which the Fund invests.

**Fund type:** Shows the type of fund: equity fund, bond fund, money market fund, structured fund (with some form of capital protection), multi-asset fund or mixed fund.

**Fund's Total Net Assets (Mln):** The assets under the management of all share-classes of a fund.

**Minimum subscription:** Shows the minimum amount or minimum number of units to be invested in the sub-fund.

**Money Market:** Money Market.

**Morningstar rating 3-years:** A (quantitative) rating calculated over a three-year period, taking into account past returns and any price fluctuations.

**Morningstar rating 5-years:** A (quantitative) rating calculated over a five-year period, taking into account past returns and any price fluctuations.

**Morningstar rating overall:** The Overall Morningstar Rating is a weighted average of the independent ratings.

**Morningstar Ratings:** Morningstar is an independent provider of investment research. The Morningstar rating is a quantitative evaluation of the past performance of a fund. It takes into account the risks associated with a fund and the fees that a fund charges. The rating does not take into account any qualitative elements and is calculated using a (mathematical) formula. Funds are categorised and are compared with similar funds based on their score. They are then awarded between 1 and 5 stars. In each category, the first 10% receive 5 stars, the following 22.5% receive 4 stars, the following 35% receive 3 stars, the following 22.5% receive 2 stars and the last 10% receive 1 star. The rating is calculated on a monthly basis, taking into account past performance across periods of 3, 5 and 10 years, and without taking into account future markets or performance.

**Multi Asset:** Multi Asset.

**Net Asset Value (NAV):** The net asset value (NAV) is the price of a sub-fund. The NAV is calculated by adding up the values of all products the fund has invested in and dividing this by the number of outstanding shares.

**Ongoing Costs:** Ongoing costs are withdrawn from the fund over the course of a year and may vary from year to year. For more information on ongoing costs, see the Fund's Key Information Document (KID). These ongoing costs consist of (i) management fees and other administrative or operating costs and (ii) transaction costs.

**Performance:** Shows how the value of an investment fund has increased (or decreased) over the specified period. The return takes into account ongoing costs, but no entry fees, exit fees or taxes.

**Rating allocation:** An individual bond's credit quality is determined by private independent rating agencies such as Standard & Poor's, Moody's and BarCap & Fitch. Their credit quality designations range from high ('AAA' to 'AA') to medium ('A' to 'BBB') to low ('BB', 'B', 'CCC', 'CC' to 'C'). Investment grade bonds (ratings 'AAA' to 'BBB') usually have a lower level of risk than bonds with ratings 'BB' to 'C' that are considered as low credit-quality bonds.

**Redemption fee:** This is a one-off fee that may be charged when you want to leave the investment fund.

**SFDR classification:** The Sustainable Finance Disclosure Regulation (SFDR) aims to provide more transparency on how participants in the financial market integrate sustainability risks and opportunities into their investment decisions and recommendations. Part of the SFDR is a classification system with new disclosure requirements for investment products: Article 6 – products that implement sustainability risks in the investment process. These funds do not promote environmental, social or good governance characteristics, nor do they have a sustainable investment objective. Article 8 – products promoting environmental and social characteristics. Article 9 – products that have a sustainable investment objective.

**Share Class Currency:** Is the currency of the net asset value. There can be share classes in various currencies within the same sub-fund.

**Share Class Total Net Assets (Mln):** The total managed assets in a share class.

**Sicav:** SICAV/BEVEK stands for 'Société d'Investissement à Capital Variable'/'Beleggingsvennootschap met Veranderlijk Kapitaal'. A SICAV/BEVEK investment fund is a statutory collective investment undertaking, a legal entity and usually a public limited company. The typical characteristic of a SICAV/BEVEK investment fund is that it can continuously increase its capital without any formalities by issuing new shares or reduce its capital by buying existing shares.

**Stock exchange tax:** This is stock exchange duty on the net asset value expressed as a percentage. Your bank or brokerage firm will charge stock exchange duty or tax on stock exchange transactions when you buy or sell investment funds. You will not pay any stock exchange duty when buying newly issued shares or bonds.

**Structured:** Structured.

**Subscription fee (max.):** This is a one-off fee for buyers of an investment fund. It is usually expressed as a percentage of the capital you are investing. The provided percentage must not be exceeded in case of a maximum entry cost.

**Swing factor:** Swing pricing aims to reduce the dilution effect brought about when significant operations within a sub-fund compel its manager to buy or sell its underlying assets. These transactions give rise to transaction fees and taxes that have an effect on the fund's value, as well as on all its investors. Where swing pricing is applied, the sub-fund's net asset value is adjusted by a particular amount when the capital flow exceeds a certain threshold (the swing factor). This amount is designed to offset expected transaction fees resulting from the difference between incoming and outgoing capital. For more information and the latest figures, please consult the website [www.gsam.com/responsible-investing](http://www.gsam.com/responsible-investing) and go to 'Policies & governance' under 'About us'.

**Switch fee (max.):** Switching costs or conversion costs are fees associated with switching from one fund to another. These costs are payable by the investor.

**Switching Costs:** These are the costs of buying and selling the investments held by the fund. This is an estimate of the costs incurred when buying and/or selling the investments underlying the product. The actual amount will vary depending on the quantity bought and sold.

**VaR:** Value at Risk refers to the maximum potential loss a fund may suffer in one year at a 95% confidence level.

**Weighted Average Maturity:** The weighted average maturity is expressed in number of years, weighted by the weight of the securities in the portfolio, while allowing to estimate the interest rate sensitivity of the money market fund. The higher the weighted average maturity, the greater the impact of a change in interest rate on the portfolio's price.

**Yield to Maturity:** Yield to Maturity is the return on a bond investment if it is held until the end of the term.

**Yield to Worst:** Yield to Worst is the measure of the lowest possible yield that can be received on a (callable) bond that fully operates within the terms of its contract without defaulting.